

CertainTeed
EverNew®
Decking & Railing Systems



CertainTeed 
Quality made certain. Satisfaction guaranteed.™

Welcome to the Decking & Railing Collection.

For more than 100 years, homeowners and building professionals have trusted CertainTeed for the highest quality building products, and continually setting the standards for exciting innovations in style and performance.

Today, that spirit of innovation comes to life in the CertainTeed Decking & Railing Collection with the industry's leading array of colors, styles, and performance. The EverNew product lines offer a combination of superior quality and style that has become the premier choice of homeowners and building professionals.

CertainTeed *Living Spaces*™

The comforts of home are no longer defined by four walls. Outside living spaces are “in” as porches, yards and gardens are transformed into beautiful open-air rooms. If you're longing for the joys of fresh air living, CertainTeed can help. Our Living Spaces™ exterior products suite, including siding, soffit and accessories, porch, decking, railing and fence products, offers everything you need to create and define your own great outdoors.

CertainTeed's long-standing commitment to innovation, quality and service is firmly rooted in our founding philosophy of “Quality made Certain, Satisfaction Guaranteed.” It's a promise we take as seriously today as we did a century ago.



Polymer Shakes | Vinyl Siding | Soffit |

Color shown throughout this brochure is as accurate as printing methods will permit. Please see product samples before making final selection.



EverNew Introduction 4

Deck Collection

EverNew® LT 6

EverNew® PT 10

EverNew® 20..... 14

EverNew® Vinyl Decking 16

Vinyl Railing Collection

Oxford Routed Railing System..... 18

Oxford Bracketed Railing System..... 22

Edgewood® 26

Kingston 28

Vinyl Railing Accessories 30

Composite Railing Collection

Panorama® 32

Spectrum® 36

EverNew® 20..... 38

Aluminum Railing

Durham™ 40

Porch Posts, Wraps & Columns

Structural Porch Posts..... 42

Structural Columns 42

Certa-Snap® Wrap 43

Product Matrix 44



Create a natural look

Beauty That Lasts

The beauty of EverNew® Decking goes far beyond the surface. That's because EverNew delivers a total package of aesthetic and performance benefits. From its authentic wood look, to its strength and durability, EverNew lives up to its name in every way.

Rich Shades and Textures

EverNew Decking's rich shades and multi-chromatic colors provide the look of natural wood. The natural appearance is enhanced by a woodgrain texture that's deep, beautiful and as close to real as you can get.

Note for optimum decking appearance: When dealing with butt joints or multi-chromatic colors, it is suggested you layout or "rack" 10 or more rows of decking boards across the joists so that you can ensure butt joints are properly staggered and color variations are either randomly dispersed throughout or arranged in the desired pattern. Racking not only allows you to preview how the deck will look installed, but it also provides easy access to decking boards as you work.



Color your world

A Palette of Possibilities

When it comes to designing with color, no one offers more possibilities than CertainTeed. We are the industry leader in vinyl and polymer siding, soffit, trim and accessory color availability. Our broad spectrum of choices ranges from the refreshing pastels of the WaterColors® palette to natural earth tones and deep wood blends.

When you select CertainTeed, you choose design freedom – and the ability to achieve virtually any exterior composition you can imagine.


Perfect together

Coordinated Decking, Railing and Siding

Complete the look with EverNew® railing. EverNew railing is offered in a variety of rich colors and textures that are beautiful and durable. Available in vinyl, composites and aluminum, EverNew has a care-free railing to suit any taste.

Finishing Touches

Details finish the look. EverNew railing comes with decorative options to create just the right style.



Please see product samples before making final selection.

EverNew® LT

EverNew LT in dune



EverNew® LT Decking with Lumenite™ Technology

EverNew® LT Decking's solid-core, PVC can take whatever your life dishes out. This new breed of building material stands up to kids, families, pets, blazing sun, harsh weather – and the spills, thrills, wear and tear that come with them.

Lumenite is a patent-pending innovation from Fiberon that gives EverNew LT Decking unsurpassed performance capabilities. An engineered, fusion-bonded surface technology, Lumenite provides the ultimate in stain, fade and mold resistance.



Stain and Fade Warranty

EverNew LT Decking is not affected by wine, tea, coffee, catsup, barbecue sauces, mustard and the many other drips and spills of outdoor dining. And, extensive testing proves that EverNew LT colors will stay true even after twenty years of exposure to the sun and elements.





Jatoba

Spanish Cedar

EverNew LT deck boards and fascia

	Actual Width	Actual Thickness	Available Lengths
5/4x6 Deck boards	5½"	1"	12', 16', 20'
Fascia*	11¾"	½"	12'

* Fascia colors: Saddle, Greystone, Sequoia and Dune

Easy, Accurate Installation

EverNew LT installs without pre-drilling and won't mushroom like wood. It can be fastened to a pressure-treated wood substructure and is lighter in weight than other composite decking materials so it's more installer-friendly.



Independent tested as designated in report CCRR-0152

Optional Hidden Fastener System

For the ultimate in a smooth, clean appearance, EverNew® LT Decking can be installed using a system that "hides" the fasteners. The key to this system is the Deck Pilot™.



CELLULAR PVC DECKING WITH LUMENITE



EverNew® LT Decking's unique material composition provides performance benefits that go far beyond wood, and surpass those of other composite materials. Choose from solid or multi-chromatic colors to make the perfect complement to an easy lifestyle – and a choice you'll appreciate every time you step onto your deck, and into the great outdoors.


- ◆ Available in: 12', 16' and 20' lengths
- ◆ Ultra-low-maintenance performance superior to any PVC decking in the marketplace
- ◆ Unique, patent-pending Lumenite™ surface provides unequalled stain, fade and chalk resistance
- ◆ Non-organic surfaces are highly mold resistant
- ◆ Infrared heat-reflective surface is cooler underfoot
- ◆ Easy to clean
- ◆ Lightweight for easier handling and installation
- ◆ Class A fire rated for flame spread
- ◆ Optional patent-pending Deck Pilot™ tool available for installing hidden fastener system
- ◆ Lifetime Limited Performance Warranty including 20-year Stain and Fade Warranty




Jatoba




Spanish Cedar



Greystone



Saddle



Dune



Sequoia

EverNew® PT

EverNew PT in ipe tropics and rosewood tropics

Revolutionary, stunning,
lasting satisfaction

EverNew® PT

EverNew® PT decking with PermaTech™ technology. The surface technology delivers a wide range of colors ranging from solid colors with natural looking, wood grain embossed patterns to tropical colors with exotic hardwood tones and grain patterns. Now homeowners get the best of both worlds.



Castle Gray



Tudor Brown



EverNew® PT Decking with PermaTech™ Innovation

EverNew® PT Decking's solid-core, wood plastic composite is designed for strength, durability, and rigidity. The inorganic, patent-pending PermaTech™ technology by Fiberon provides a resistant surface material and superior stain, fade and mold resistance. Tested to withstand the unexpected, nothing defies the elements quite like EverNew PT Decking with PermaTech innovation.

Stain and Fade Warranty

EverNew PT Decking is not affected by wine, tea, coffee, catsup, barbecue sauces, mustard and the many other drips and spills of outdoor dining. And the industry-leading color retention is unmatched by any other product.





EverNew PT deck boards and fascia

	Actual Width	Actual Thickness	Available Lengths
5/4x6 Deck boards (grooved)	5.4"	.935"	12', 16', 20'
5/4x6 Deck boards (square edge)	5.4"	.935"	20'
Fascia*	11-3/4"	1/2"	12'

* Fascia colors: Slate, Bronze and Rosewood

Fastening

EverNew PT decking requires two fasteners at each end but only one fastener per joist. For the professional deck builder – this installation efficiency results in a 40% reduction in fasteners and a 30% reduction in labor. Since EverNew PT decking is grained on both sides, two usable faces are available. This reversible board option may reduce waste by 15%.



Optional Hidden Fastener System

The use of the Fiberon Hidden Fastener System is highly recommended with EverNew PT grooved decking to create a smooth, unblemished decking surface.

Gunnable Fastener

Install the Fiberon Hidden Fasteners 50% faster with the Ballistic Nailscrew Driver, attachment and Ballistic Nailscrews. The Driver Attachment is for use with only the Ballistic Nailscrew Driver and the Fiberon® Hidden Fastener used on the grooved boards.



COMPOSITE DECKING WITH PERMATECH™



EverNew® PT decking with PermaTech™ technology. The surface technology delivers a wide range of colors ranging from solid colors with natural looking, wood grain embossed patterns to tropical and variegated colors with exotic hardwood tones and grain patterns. Now homeowners get the best of both worlds.

- ◆ Available in: 5/4 x 6 boards in 12' 16' and 20' lengths
- ◆ Innovative inorganic PermaTech™ surface encapsulates the wood plastic composite core – providing stain, fade, and scratch resistance
- ◆ Ultra-low maintenance – easy to clean
- ◆ Reversible boards with four distinct, complementary grain patterns
- ◆ Rich, deep color palette
- ◆ Resistant to termites, splinters, and decay
- ◆ Recycled content creates sustainability
- ◆ Fiberon® Hidden Fastener system also available
- ◆ 20-year performance warranty including 20-year stain and fade warranty



Castle Gray




Tudor Brown



Rosewood Tropics



Ipe Tropics



Bronze



Slate

Please see product samples before making final selection.



EverNew® 20

EverNew 20 in cedar

COMPOSITE DECKING



Rugged EverNew® 20 decking offers homeowners sustained beauty without ever needing to stain or paint. With natural wood grain patterns on each side of the board, EverNew 20 is available in traditional decking colors.

- ◆ Available in: 5/4 x 6 boards in 12', 16', and 20' lengths
- ◆ Composite formulation of wood fiber and premium HDPE resists harsh weather, warping, splintering and decay
- ◆ Reversible boards save on cuts and reduce waste
- ◆ Never needs staining or painting
- ◆ Recycled content creates sustainability
- ◆ Fiberon® Hidden Fastener system also available
- ◆ 20-year performance warranty




Cedar



Gray



2"x 6" Dock Board also available
(gray color only)



Brown

EverNew 20 deck boards and fascia

	Actual Width	Actual Thickness	Available Lengths
5/4x6 Deck boards (grooved)	5-1/4"	.93"	12', 16', 20'
5/4x6 Deck boards (square edge)	5-1/4"	.93"	20'
2x6 Dock boards	5-1/2"	1-1/2"	16'
Fascia	11-3/8"	3/4"	12'

* Fascia colors: Gray, Brown and Cedar


Independent tested as designated in report CCRR-0108.

fiberon



EverNew Vinyl in tan


VINYL DECKING




1. Snap-in fill pieces hide fasteners 12', 16' and 20' lengths
2. Easy-to-install planks screw directly to joists and prevent squeaking
3. Safe, non-slip, raised ridge tread
4. End cover fastener
5. End cover 12' lengths
6. Rigid multi-ribbed profile spans 24" joist spacing (16" recommended)
7. 3/4" fascia cover plug

Easy to install, easy to maintain... EverNew's easy to clean deck surface is perfect for busy, no-maintenance lifestyles.


- ◆ Available in 12', 16' and 20' lengths
- ◆ Easy to clean, non-porous vinyl surface
- ◆ Cool to the touch – barefoot friendly™
- ◆ Excellent color retention
- ◆ No visible screws or exposed hardware
- ◆ Lifetime limited transferable warranty with 5-year SureStart™ protection
- ◆ Will not stain from spills




White



Tan



Gray



Almond

EverNew® Vinyl deck boards and fascia

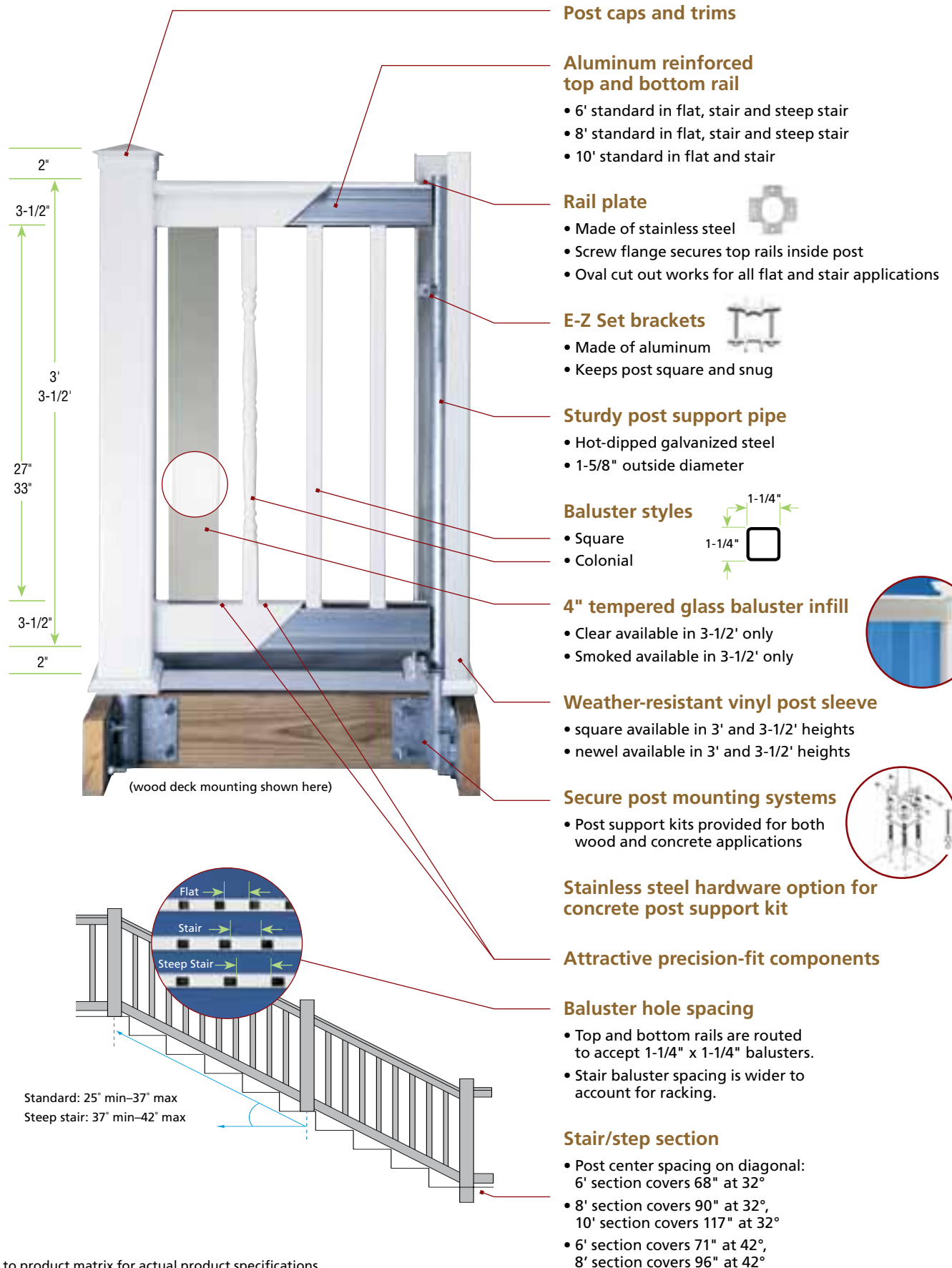
	Actual Width	Actual Thickness	Available Lengths
2x6 Deck boards	5-1/2"	1-1/2"	12', 16', 20'
Fascia	1-1/2", 3", 6"	7/8"	8'

Please see product samples before making final selection.



Oxford with colonial balusters in white

Metal-to-metal system




*Refer to product matrix for actual product specifications.



EverNew glass balusters combine high-end style with the quality and performance features that are distinctly CertainTeed. Our glass balusters are designed to work with either the routed or bracketed Oxford railing system.

- ◆ 3-1/2' height offers a clearer view with less obstructions
- ◆ Easy to order — no need for custom sizing
- ◆ Easy to install — routed rails eliminate the need to fasten and screw balusters without extra brackets
- ◆ Beveled baluster works for both flat and stair applications
- ◆ 4"x 3/8" tempered glass
- ◆ Choice of clear or smoked glass
- ◆ Lifetime limited transferable warranty with SureStart™ protection
- ◆ Post connections available in bracketed and routed



White



Tan

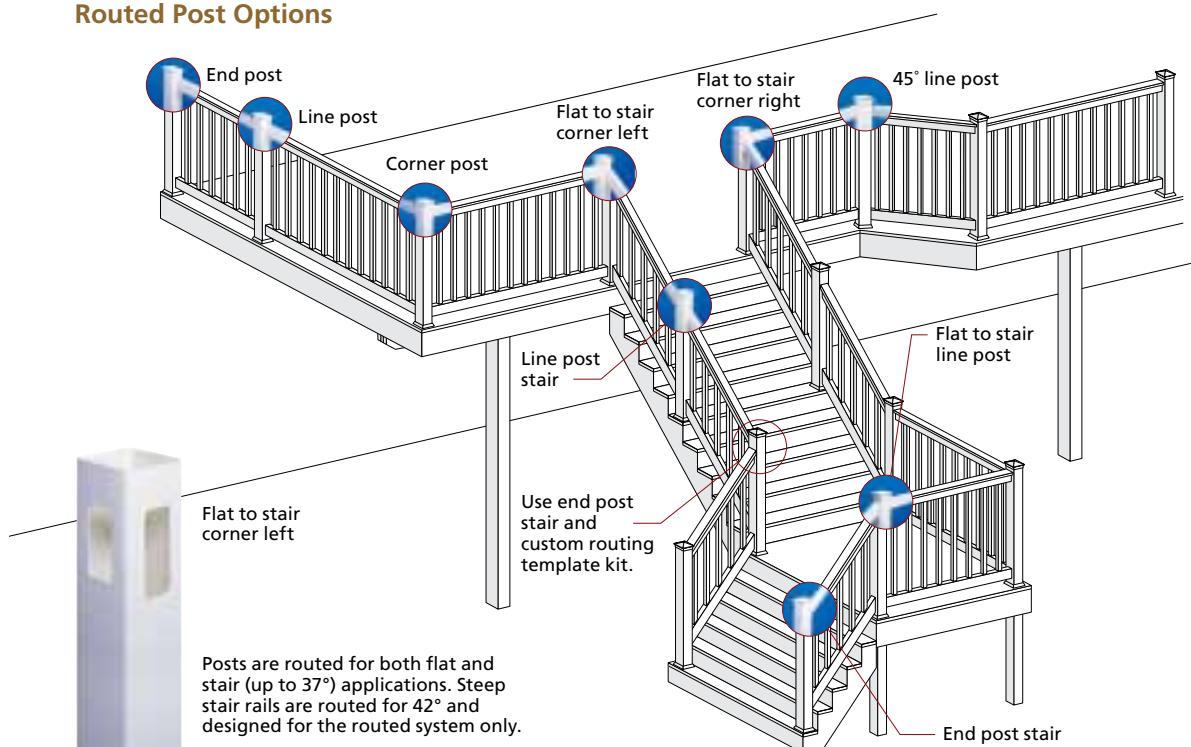


Clear Balusters




Smoked Balusters

Routed Post Options



VINYL ROUTED RAILING SYSTEM



For safe, secure vinyl railing applications, there's no better choice than the Oxford routed system. The routed Oxford system features a unique internal rail-to-post connection and hidden hardware, so there are no unsightly brackets to detract from the look of the railing. The aluminum reinforced rail connects to a sturdy galvanized post support kit inside the routed post, for a completely concealed metal-to-metal connection.

- ◆ Popular T-rail top rail and 2x4 bottom rail system for a completely seamless appearance
- ◆ The ultimate hidden hardware system
- ◆ Internal rail-to-post connection means no unsightly brackets
- ◆ Complete metal-to-metal, the aluminum reinforced rail connects to a sturdy galvanized post support kit inside the routed post
- ◆ Posts routed specifically for all post applications – post support kits mount to wood and concrete installations
- ◆ Choice of two colors and three baluster styles
- ◆ Available in two heights and three lengths
- ◆ Listed with the ICC-ES as designated in report NER-605
- ◆ Suitable for residential and commercial applications – including multifamily and over three story installations
- ◆ Meets IBC standards for building safety
- ◆ Lifetime limited transferable warranty with 5-year SureStart™ protection



White



Tan

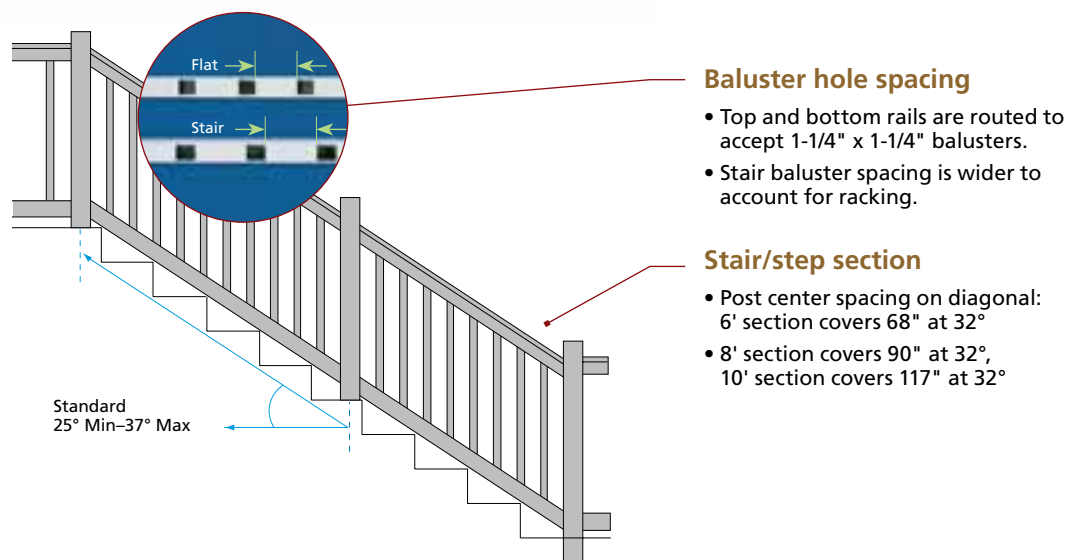
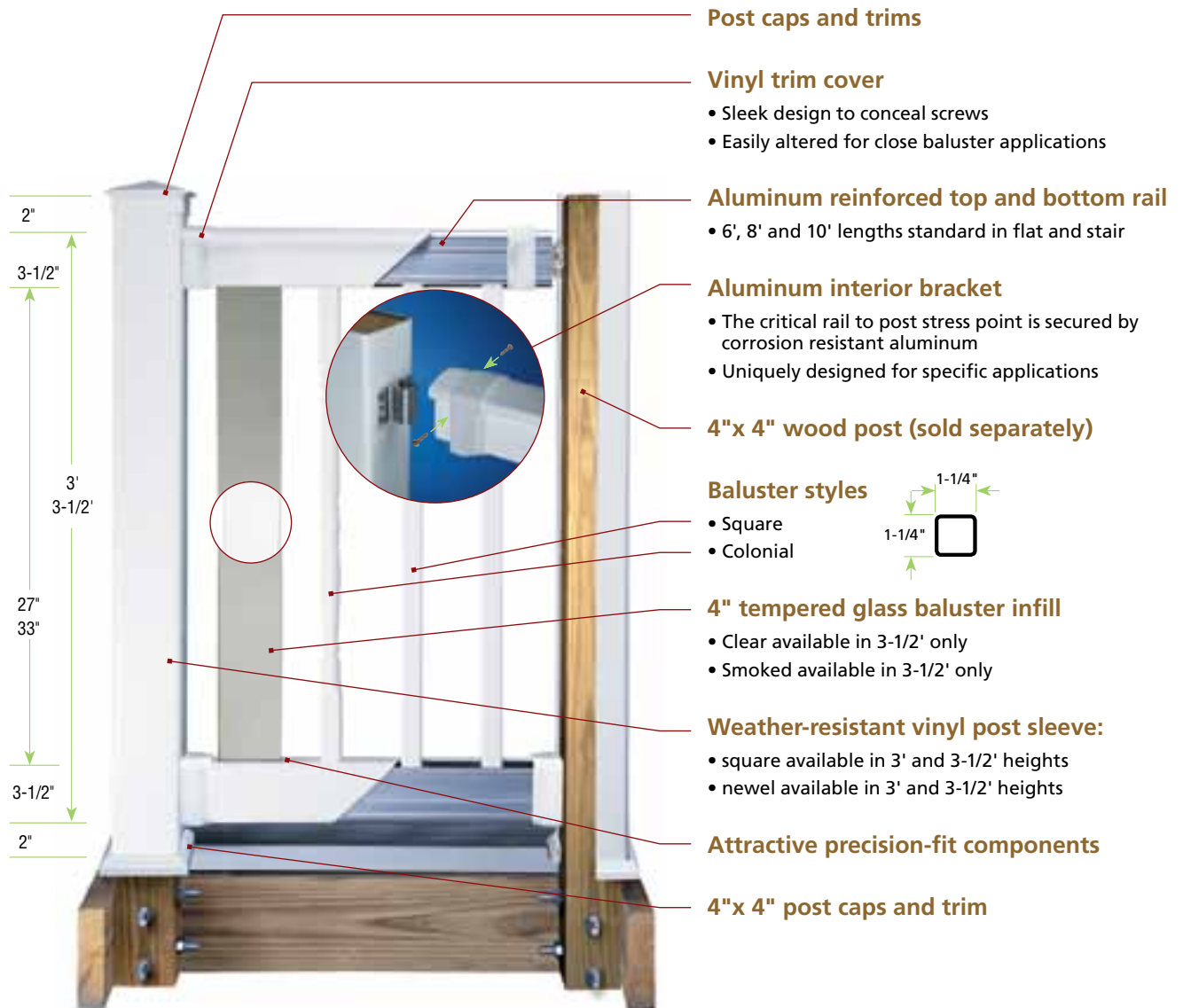


Oxford with square balusters in tan



Oxford with square balusters in white

Metal-to-wood system



*Refer to product matrix for actual product specifications.

Oxford Bracket Options – Uniquely designed for specific applications



flat



column (minimum 8" round)



stair (field alteration)



45°


Secure Connection

Aluminum brackets and corrosion-resistant stainless steel screws complete the connection between post and rail to provide a strong and reliable system.




Oxford in white with colonial balusters

VINYL BRACKETED RAILING SYSTEM




Designed for use with existing wood posts, the Oxford bracketed railing system offers everything you need for a safe and secure railing installation. Oxford goes the extra mile with standard features like concealed aluminum rail mount brackets and stainless steel screws, for long-lasting strength and peace of mind.

- ◆ Popular T-rail top rail and 2x4 bottom rail system for sleeve-over installations
- ◆ Durable, heavy-duty design
- ◆ Aluminum rail mount brackets provide a safe and secure, metal-to-metal rail-to-post connection for greater strength and longevity
- ◆ Unique molded vinyl bracket covers designed for flat, stair, column, and 45° applications
- ◆ Brackets come complete with corrosion-resistant stainless steel screws
- ◆ Choice of two colors and three baluster styles
- ◆ Available in two heights and three lengths
- ◆ Concrete post support kit with bracket reinforcement blocks available (see page 30)
- ◆ Listed with the ICC-ES as designated in report NER-605
- ◆ Suitable for residential and commercial applications – including multifamily and over three story installations
- ◆ Meets IBC standards for building safety
- ◆ Lifetime limited transferable warranty with 5-year SureStart™ protection



White



Tan



Oxford with square balusters in white



Edgewood with square balusters in sierra blend



1. Vinyl trim cover

- Sleek design to conceal screws and streamline appearance
- Snaps over rail for close baluster applications

2. Aluminum reinforced top and bottom rail

- 6' length available in flat and stair
- 8' length available in flat and stair
- 10' length available in flat

3. Nylon interior bracket

- Uniquely designed for specific applications

4. Weather-resistant vinyl post sleeve

- Available in 3' and 3-1/2' heights

5. 1-1/2" Baluster styles

- Octagonal (White and Almond only)
- Square

6. Attractive precision-fit components


7. Molded crush block

8. 4"x 4" post caps and trims available

Not Shown: Bracket adapters for column, 22-1/2° and 45° applications

Edgewood with octagonal balusters in white

VINYL RAILING SYSTEM



A first-of-its-kind vinyl railing, Edgewood recreates the natural beauty of painted and stained wood in an easy-to-maintain material. Edgewood features CertainTeed's exclusive Select Cedar texture, for a realistic woodgrain appearance you won't find on any other vinyl railing product. The innovative "I" rail design offers easy installation and long-lasting performance.

- ◆ Realistic Select Cedar texture and Sierra Blend color recreate the look of stained cedar
- ◆ Innovative "I" rail design for both top and bottom rails
- ◆ Easy bracket installation — no pre-drilling required
- ◆ Unique molded vinyl bracket trim covers snap on for easy installation and a seamless appearance on this sleeve-over system
- ◆ Concrete post support kit with bracket reinforcement blocks now available (see page 30)
- ◆ Choice of three colors and two baluster styles
- ◆ Available in two heights and three lengths
- ◆ Suitable for one- and two-family dwellings and townhouses not more than three stories in height
- ◆ Lifetime limited transferable warranty with 5-year SureStart™ protection



White



Almond



Sierra Blend

Trim covers

Snap over rail for easy installation, features the Select Cedar finish. Adapters available for column, 22-1/2° and 45° applications



flat



stair (pre-cut to angle)



column



22-1/2° left
22-1/2° right



45°

Baluster hole spacing


- Top and bottom rails are routed to accept 1-1/2" x 1-1/2" balusters.
- Stair baluster spacing is wider to account for racking.

Stair/step section

- Post center spacing on diagonal: 6' section covers 70" at 32°

Post trim

Features a matte finish.



*Refer to product matrix for actual product specifications.

1. Vinyl trim cover

- Sleek design to conceal screws and streamline appearance
- Easily altered for close baluster applications

2. Rugged aluminum reinforced top and bottom rail

- 6', 8' and 10' lengths standard in flat and stair (10' flat only)

3. Aluminum interior bracket

- The critical rail to post stress point is secured by corrosion resistant aluminum
- Uniquely designed for specific applications

4. Baluster styles

- Traditional (3' White and Almond only)
- Square

5. Attractive precision-fit components

6. Molded crush block


7. 4"x 4" post caps and trims available

8. Weather-resistant vinyl post sleeve in either square or newel available in 3' and 3-1/2' heights (not shown)



Kingston with traditional balusters in white

VINYL RAILING SYSTEM



Kingston offers premium features you'd expect to find on higher-end systems, including high-quality aluminum rail mount brackets for superior safety and security. Secured by provided stainless steel fasteners, the aluminum brackets are completely concealed by molded vinyl covers, so you never have to worry about rust or corrosion.


- ◆ Classic bread-loaf rail design (on both top and bottom rails) for sleeve-over installations
- ◆ Premium features at an affordable price
- ◆ Aluminum rail mount brackets provide a safe and secure metal-to-metal, rail-to-post connection for greater strength and longevity
- ◆ Unique molded vinyl bracket covers designed for flat, stair, column, 45° and 22-1/2° applications
- ◆ Concrete post support kit with bracket reinforcement blocks available (see page 30)
- ◆ Choice of three colors and two baluster styles
- ◆ Available in two heights and three lengths
- ◆ Listed with the ICC-ES as designated in report ESR-1555
- ◆ Suitable for one- and two-family dwellings and townhouses not more than three stories in height
- ◆ Lifetime limited transferable warranty with 5-year SureStart™ protection



White



Almond



Clay

Trim covers



flat



45°



22-1/2° left
22-1/2° right



stair (field cut)



column
(min 8" round)

Baluster hole spacing

- Top and bottom rails are routed to accept 1-1/2" x 1-1/2" balusters.
- Stair baluster spacing is wider to account for racking.

Stair/step section

- Post center spacing on diagonal:
6' section covers 70" at 32°;
- 8' section covers 95" at 32°

*Refer to product matrix for actual product specifications.



Square post and caps

Vinyl blank posts available in

4"x4": 38", 44", 48", 51-1/2", 107"; **5"x5":** 68", 107";

6"x6": 120"



Square post



Flat cap internal



Flat cap external



New England cap



Gothic cap



Ball cap



New England cap w/ deco finish*



post cap in amber



post cap in satin copper



post cap in satin nickel



solar post cap in white



solar post cap in black



solar post cap in copper



solar post cap in stainless



solar wedge in white



solar wedge in black



solar wedge in copper



solar wedge in stainless

Decorative and solar caps fit both 4"x4" and 5"x5" posts with included adapter.

Newel post and caps

4"x4" newel post and caps create a more traditional look on your EverNew railing. Available for white 3' styles only. Blank newel posts available in 38" and 44".



Newel post



King cap



Queen cap

Post trim

Post trim can be used for finishing vinyl posts.

Available in White, Tan, Almond, Clay and Sierra Blend.



4-piece post trims

Available in 4"x4" and 5"x5" (matches porch post trims)

Also Available for 6"x6"



1-piece post trims

Available in 4"x4" and 5"x5"

2-piece post trims

Available in 4"x4" and 5"x5"

Not all accessories available in all colors and textures. Refer to product catalog for colors and style availability.

*Aluminum cap with your choice of black or antique bronze finish. Available in 4"x4" and 5"x5" sizes

Optional post support kits and accessories



Self leveling kit for concrete post support kits; ideal for ramps



EZ Set II kit provides easy bracketed system installation on concrete surfaces

Stainless steel hardware kit for the concrete post support kit is also available to deliver improved corrosion resistance. Ideal for coastal climates.

		Oxford	Edgewood®*	Kingston
	flat cap internal	✓		✓
	flat cap external	✓	✓	✓
	New England cap	✓	✓	✓
	New England cap with deco finish	✓		✓
	ball cap	✓		✓
	gothic cap	✓		✓
	square post	✓	✓	✓
	king cap	✓		✓
	queen cap	✓		✓
	newel post	✓		✓
	4-piece post trim	✓		✓
	1 and 2 piece post trim	✓	✓	✓

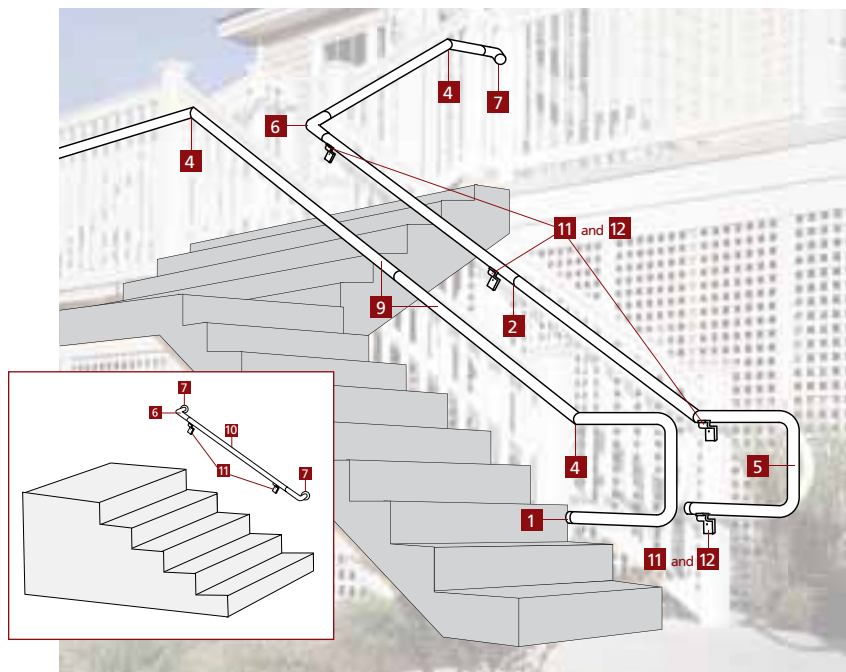
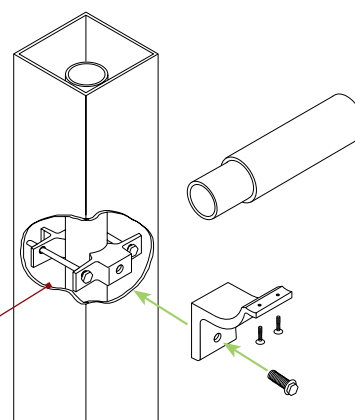
*Edgewood accessories feature Select Cedar or matte finishes.

Vinyl handrail component system

- ◆ Complies with ADA (Americans with Disabilities Act) requirements for grippable hand rails
- ◆ 1-1/2" diameter gripping area
- ◆ Continuous hand rail runs
- ◆ Safe for stair and ramp applications
- ◆ Aluminum reinforced construction reduces bowing and provides enduring strength
- ◆ Functional finishing touches: post and wall returns, end caps, return loops and a convenient straight joiner
- ◆ Unique adjustable internal joiner accommodates any transition – 0° to 90° bends
- ◆ Installs easily on site with no preformed fittings
- ◆ Ideal for use with EverNew railing systems
- ◆ Virtually maintenance free
- ◆ Lifetime limited warranty
- ◆ EZ Set bracket kit available for attachment to routed system



White



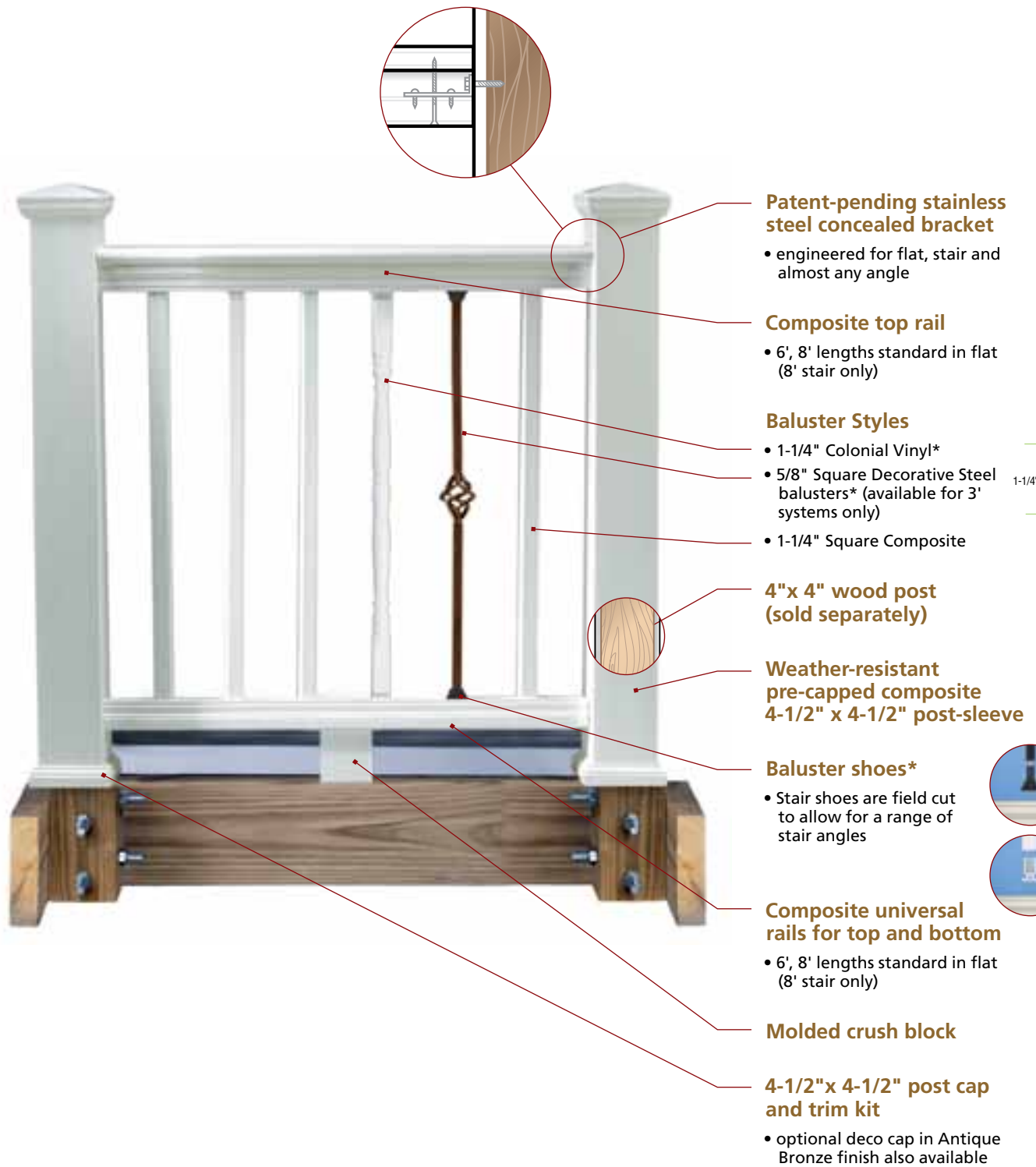
1. 1-1/2" diameter vinyl end cap
2. Straight aluminum joiner
3. Straight wall return (includes vinyl trim)
4. Adjustable aluminum internal joiner
5. 1-1/2" OD ADA 180° return loop
6. 1-1/2" OD - 90° corner - includes two 3" aluminum joiners
7. 1-1/2" OD - 90° wall return - includes 3" aluminum joiner
8. 1-1/2" OD x 80" vinyl hand rail with aluminum insert
9. 1-1/2" OD x 104" vinyl hand rail with aluminum insert
10. 1-1/2" OD x 120" vinyl hand rail with aluminum insert
11. Hand rail bracket assembly
12. Hand rail EZ Post attach kit

Note: Hand rail depicted is not free standing and must be anchored to walls or guardrail using hand rail bracket assembly (E74028/E74029). Space a maximum of 6' on center and as close as possible to both sides of any joint. (ADA compliant at 6ft spans)

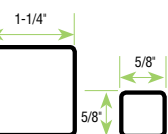


Panorama in desert tan with straight, single basket and double basket balusters in antique bronze finish

The solid look and feel of wood
without the maintenance



*Refer to product matrix for actual product specifications.



Panorama with square composite balusters in white



Panorama with vinyl colonial balusters in white



Post sleeve

accommodates standard 4"x 4" wood posts in 40", 54" and 108" lengths



4-1/2"x 4-1/2" square

Post cap and trim kit




4-1/2"x 4-1/2" square




Antique Bronze deco cap accessory snaps onto Panorama post cap

PVC COMPOSITE RAILING SYSTEM




The Panorama® capped composite railing system features a classic painted wood railing design with handcrafted authenticity and true architectural details you won't find on any other composite railing. Panorama's concealed, corrosion-resistant stainless steel hardware provides years of worry-free performance. Panorama integrates with CertainTeed's vinyl accessories, allowing you to create exciting new exterior designs.

- ◆ Classic painted wood style with true architectural details
- ◆ Convenient universal rails for the top and bottom rails, topped off with a decorative top rail cap
- ◆ Concealed external rail-to-post connection and a patent-pending bracket for a seamless appearance on flat, stair, column and 45° applications
- ◆ Corrosion-resistant stainless steel hardware provides safety, security and long-lasting performance
- ◆ Available in two heights and two lengths
- ◆ Choice of two colors and three baluster styles
- ◆ Powder-coated, hot-dipped galvanized steel decorative balusters create a rustic yet customizable system approach for both flat and stair applications
- ◆ Steel balusters available in convenient boxes of 10 per style, for a variety of design possibilities (flat and stair baluster shoes sold separately in bags of 20)
- ◆ Suitable for one- and two-family dwellings/townhouses not more than three stories high
- ◆ Independent tested as designated in report CCRR-0115
- ◆ 25-year limited warranty with 2-year SureStart™ protection



White



Desert Tan

Decorative Steel Balusters with antique bronze finish

5/8" square; four styles of powder-coated galvanized steel, pre-cut to 26.75" to yield 36" finished rail height




Straight



Twist



Single Basket



Double Basket



1. Composite rails with weatherable capstock

- 6' and 8' lengths in flat
- 6' length stair

2. Baluster style – 1-1/4"

- Square or turn diagonal

3. Baluster insert for top and bottom

- flat or stair


4. Stainless rail mounting bracket

5. 4"x4" post sleeve, cap and trim

Crush block not shown

Spectrum with square balusters in white

PVC COMPOSITE RAILING SYSTEM




With classic style and design versatility, Spectrum® railing coordinates beautifully with EverNew® PT decking with its selection of popular composite colors. Spectrum's blend of a durable composite core and a weatherable polymer capstock delivers a durable product with a consistent appearance.


- ◆ Classic flat top rail design creates distinctive look
- ◆ Available in two heights and two lengths
- ◆ Choice of four colors
- ◆ Balusters sold separately to allow for color mix-n-match
- ◆ Composite square balusters can be installed as square or diagonal – with same sku
- ◆ Stainless steel bracket provides durable connection to post
- ◆ Independent tested as designated in report CCRR-0112
- ◆ 20 year performance warranty




White



Bronze



Black



Rosewood / Brick

Please see product samples before making final selection.
*Refer to product matrix for actual product specifications.



1

2

6

4

1

3

5

- 1. Universal rail for top and bottom
- 2. Decorative top rail
 - 8' length for flat and stair
- 3. Square Baluster style 1-1/4"
- 4. Stainless rail mounting bracket
- 5. Crush block
- 6. 4"x4" post sleeve, cap and trim

EverNew 20 in cedar

COMPOSITE RAILING SYSTEM



Put your finishing touches on your EverNew® 20 deck with matching EverNew 20 railing. The rugged EverNew 20 railing provides strength and stability along with the rich look of wood without the maintenance.

- ◆ Traditional wood detailing in low maintenance composite
- ◆ Available in one height and one length
- ◆ Balusters sold separately to allow for color mix-n-match
- ◆ Stainless steel brackets provide durable connection to post
- ◆ Choice of three colors
- ◆ Recycled content creates sustainability
- ◆ Independent tested as designated in report CCRR-0112
- ◆ 20 year performance warranty



Cedar



Gray



Brown

*Refer to product matrix for actual product specifications.



5

1

2

3

4

1. Aluminum brackets for top and bottom, for flat or stair (also can attach directly to wall)

2. Beveled universal rails for top and bottom 6' lengths standard in flat and stair (8' flat only) (optional decorative top rail cap - 70" and 94")

3. 2"x2" or 3"x3" post (available in 3' and 3-1/2' heights)

4. Straight or Twist Baluster Styles

5. 2"x2" and 3"x3" post cap


2" and 3" post fittings (used to create over the post design)

Not Shown: Crush block/support leg and Pedestal post floor mount



Durham in black

ALUMINUM RAILING SYSTEM




The Durham™ aluminum railing system lets you create the look you want, thanks to its versatile beveled rail design. Crafted of high-quality architectural grade 6063-T6 aluminum extrusions with a weatherable powder-coated finish, Durham features rugged construction and precision-fit components for a snug, secure fit. Durham's aluminum brackets provide the unequaled strength of a metal-to-metal post connection, while the corrosion-resistant stainless steel screws ensure that Durham will maintain its integrity for years to come.

- ◆ Unique beveled rail design
- ◆ Convenient universal rails double as both the top and bottom rails
- ◆ Optional decorative top rail cap snaps over top universal rail
- ◆ Create three looks from one simple design: the basic beveled rail, the rail running over the post, and the basic beveled rail with decorative top rail cap for 3" posts
- ◆ Secure aluminum brackets provide a solid metal-to-metal connection for flat and stair applications
- ◆ Corrosion-resistant stainless steel screws offer a strong and secure fastening system
- ◆ Choice of two colors and two baluster styles
- ◆ Available in two heights and two lengths
- ◆ Aluminum posts install to surfaces using pedestal floor mount
- ◆ Designed to meet ICC-ES standards for aluminum design
- ◆ 10-year limited warranty

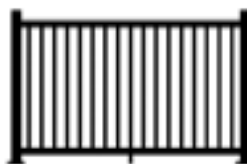


White




Black


Rail systems



Basic rail



Over-the-post



Basic Rail with
Decorative Top Rail Cap

Porch Posts, Wraps & Columns



CertainTeed Structural Porch Posts, Columns and finishing accessories complement any project, no matter which railing style or system is chosen.

- ◆ Pivoting mounting plate for easy installation of porch post
- ◆ Aluminum reinforced for rigidity and strength
- ◆ Load bearing
- ◆ Tie-down connection of porch post eliminates need for separate hurricane tie-down kit
- ◆ No overhead jacking required

Colonial
5"x 5"
108" length



Colonial
4"x 4"
108" length



Square
5"x 5"
108" length



Tie-down mounting plates and 4-piece post trim kits for top and bottom included with the post.

Tapered Round
column 8" & 10"
108", 120" length



Non-tapered
Round
column 8"
108" length



Square 8"
108" length



Cap and base trim sets sold separately, required for installation. 120" length available for 8" Tapered Round column only.

*Refer to product matrix for actual product specifications.

CERTA-SNAP® POST WRAP



6" x 6" Certa-Snap Wrap in Select Cedar texture with base trim

Designed to coordinate with CertainTeed's vinyl deck and railing products, Certa-Snap Wrap delivers all of the low-maintenance benefits of vinyl posts without having to replace existing wood porch posts.

- ◆ Specially designed for existing wood posts
- ◆ 8-piece system — 4 vinyl post sections plus 4 corner trim pieces
- ◆ Components snap together for easy installation
- ◆ Available 4" x 4" or 6" x 6" in 10' lengths - can be field cut to any length
- ◆ Available in smooth and Select Cedar finish
- ◆ 4-piece post trim for top and bottom sold separately



White Smooth



Almond Smooth




White Select Cedar



Almond Select Cedar

Installation



Trim accessory



*Refer to product matrix for actual product specifications.

EverNew® Deck, Railing, Porch Posts, Wraps & Columns (at a glance)

Railing Systems

	VINYL				CAPPED COMPOSITE		COMPOSITE	ALUMINUM
	Kingston	Edgewood®	Oxford	Oxford T-Rail Glass Baluster Infill	Panorama®	Spectrum™	EverNew® 20	Durham™
BALUSTER SIZE	1-1/2" x 1-1/2"	1-1/2" x 1-1/2"	1-1/4" x 1-1/4"	4" x 3/8"	1-1/4" x 1-1/4" 5/8" x 5/8" Steel	1-1/4" x 1-1/4"	1-1/4" x 1-1/4"	5/8" x 5/8"
BALUSTER STYLE	Traditional, Square	Octagonal, Square	Colonial, Square	Glass: Clear and Smoked	Square Composite, Colonial Vinyl, Decorative Steel: Antique Bronze	Square/Diamond	Square	Straight, Twist
BALUSTER SPACING	3-7/16" Flat	3-7/16" Flat	3-3/8" Flat	3-7/8" Flat	3-5/8" Flat Composite and vinyl, 3-3/4" Flat Steel	3-1/4"	3-1/4"	3-5/16" Flat
SECTION WIDTH (FLAT NOMINAL)	72", 96" & 120"	72", 96" & 120"	72", 96" & 120"	72"	72", 96"	72", 96"	96"	72", 96"
SECTION WIDTH (FLAT ACTUAL)	68-1/2", 92-1/2", 116-1/2"	67-1/2", 91-1/2", 115-1/2"	71-1/2", 95-1/2", 119-1/2"	71-1/2"	67-1/2", 92-1/2"	72", 96"	96"	69-3/4", 93-3/4"
SECTION HEIGHTS	3' and 3-1/2'	3' and 3-1/2'	3' and 3-1/2'	3-1/2'	3' and 3-1/2'	3' and 3-1/2'	3'	3' and 3-1/2'
RAILS (FLAT SECTIONS)	3-1/4" x 1-1/2" x 68-1/2", 92-1/2" or 116-1/2" Top & Bottom	3" x 2-1/2" x 67-1/2", 91-1/2" or 115-1/2" Top & Bottom	3" x 3-1/2" x 71-1/2", 95-1/2" or 119-1/2" "T" Shaped Top Rail	3" x 3-1/2" x 71-1/2" "T" Shaped Top Rail	3-1/2" x 2-13/16" x 67-1/2" or 92-1/2" Top Rail	3-3/4" x 2-1/4" x 72" or 96" Top Rail	4" x 2-1/2" x 96" Top Rail	2-7/8" x 1-7/16" x 69-3/4" or 93-3/4"
TOP RAIL STYLE	Top Round	"I" Rail	"T" Rail	"T" Rail	Classic	Flat	Standard	Beveled
BOTTOM RAIL STYLE	Top Round	"I" Rail	2 x 4	2 x 4	Classic	Flat	Standard	Beveled
REINFORCEMENT	Aluminum Top & Bottom	Aluminum Top & Bottom	Aluminum Top & Bottom	Aluminum Top & Bottom	Composite Core	Composite Core	Composite Core	Aluminum
BRACKETS	Aluminum brackets with molded covers for flat, stair, column, 45° and 22-1/2°	Nylon brackets with molded covers for flat and stair. Adapters for column, 45° and 22-1/2°	Routed post option or aluminum brackets with molded covers for flat, stair, column and 45°	Routed post option or aluminum brackets with molded covers for flat, stair, column and 45°	Patent-pending stainless steel concealed bracket engineered for flat, stair, and almost any angle	Stainless Steel brackets for flat, stair and angle	Stainless Steel brackets for flat and stair	Aluminum brackets for flat or stair
COLOR	White, Almond, Clay	White, Almond, Sierra Blend	White, Tan	White, Tan	White, Desert Tan	White, Black, Bronze, Rosewood	Gray, Cedar, Brown	White, Black
CODE LISTING	ESR-1555	Pending	NER-605	—	CCRR-0115	CCRR-0112	CCRR-0112	NA
APPLICATION	Suitable for 1 and 2-family dwellings and townhouses not more than 3-stories in height	Suitable for 1 and 2-family dwellings and townhouses not more than 3-stories in height	Suitable for residential and commercial applications – including multi-family and over 3-story installation	Suitable for residential and commercial applications where the walking surface is no more than 30" above adjacent grade or floor level below	Suitable for 1 and 2-family dwellings and townhouses not more than 3-stories in height	Suitable for 1 and 2-family dwellings and townhouses not more than 3-stories in height	Suitable for 1 and 2-family dwellings and townhouses not more than 3-stories in height	Suitable for residential and commercial applications – including multi-family and over 3-story installation
WARRANTY	Limited Lifetime & Transferable	Limited Lifetime & Transferable	Limited Lifetime & Transferable	Limited Lifetime & Transferable	25-Year Limited	20-Year Prorated	20-Year Prorated	10-Year Limited
SURESTART™	5-Year	5-Year	5-Year	5-Year	2-Year	NA	NA	NA
VALUE	\$-\$	\$\$-\$\$\$	\$\$ - \$\$\$\$	\$\$\$\$	\$\$ - \$\$\$	\$\$	\$\$	\$\$\$

Measurements for all railing systems, except Spectrum and EverNew 20, are from center to center of post. Note actual rail lengths.

Decking

	VINYL	CELLULAR PVC	COMPOSITE	
	EverNew Vinyl Deck	EverNew LT	EverNew PT	EverNew 20
BOARD SIZE (ACTUAL)	1-1/2" x 5-1/2"	1" x 5-1/2"	5.4" x 0.935"	5.25" x 0.93"
BOARD SPACING	1/8"	1/8-1/4"	3/16"	3/16"
BOARD SIZE	2" x 6"	5/4" x 6"	5/4" x 6"	5/4" x 6", 2" x 6"
BOARD LENGTH (NOMINAL)	12', 16', 20'	12', 16', 20'	12', 16', 20'	12', 16', 20'
BOARD SURFACE	Raised Ridge Tread	Woodgrain, Non-organic	Woodgrain, Non-organic	Woodgrain
BOARD COLOR	White, Gray, Almond, Tan	Saddle, Greystone, Dune, Sequoia, Jatoba, Spanish Cedar	Slate, Bronze, Rosewood Tropics, Ipe Tropics, Castle Gray, Tudor Brown	Gray, Brown, Cedar
FASCIA SIZE (ACTUAL)	7/8"x6" or 3" or 1-1/2"	1/2" x 11-3/4"	1/2" x 11-3/4"	3/4" x 11-3/8"
FASCIA LENGTH	8'	12'	12'	12'
FASCIA COLOR	White, Gray, Almond, Tan	Saddle, Greystone, Dune, Sequoia	Slate, Bronze, Rosewood	Gray, Brown, Cedar
FASCIA SURFACE	Smooth	Woodgrain	Woodgrain	Combed
JOIST SPACING	16 in.	16 in.	16 in.	16 in.
SURESTART™	5-Year	NA	NA	NA
WARRANTY	Limited Lifetime	Limited Lifetime, 20-Year Stain & Fade	20-Year Prorated, 20-Year Stain & Fade	20-Year Prorated
CODE	NER-605	CCRR-0152	CCRR-0108	CCRR-0108
VALUE	\$\$\$	\$\$-\$\$\$	\$\$	\$

Porch Post Wraps & Columns

	VINYL						
	Colonial Post	Colonial Post	Square Post	Square Column	Tapered Round Column	Non-Tapered Round Column	Certa-Snap® Wrap
DIMENSION	5" x 5"	4" x 4"	5" x 5"	8" x 8"	8", 10" *	8"	4" x 4" 6" x 6"
LENGTH	108"	108"	108"	108"	108", 120"	108"	120"
LOAD BEARING	5000 lbs.	2600 lbs.	5000 lbs.	18000 lbs.	18000 lbs.	18000 lbs.	NA
ALUMINUM REINFORCEMENT	yes	yes	yes	yes	yes	yes	NA
COLOR	White, Tan, Almond	White, Tan, Almond	White, Clay, Almond	White	White	White	White, Almond, (also features Select Cedar Finish)
INCLUDES MOUNTING PLATE	yes	yes	yes	yes	yes	yes	NA
WARRANTY	Limited Lifetime Transferable	Limited Lifetime Transferable	Limited Lifetime Transferable	Limited Lifetime Transferable	Limited Lifetime Transferable	Limited Lifetime Transferable	Limited Lifetime Transferable
SURESTART™	5-Year	5-Year	5-Year	5-Year	5-Year	5-Year	5-Year

* 8" Tapered Round Column – 7-3/4" tapers to 6-1/8"
10" Tapered Round Column – 9-3/4" tapers to 8-1/8"



CertainTeed products are designed to work together and complement each other in color and style to give your home a beautiful finished look.



Polymer Shakes & Shingles



Fiber Cement Siding



Fence



Insulated Siding



PVC Exterior Trim & Beadboard



Decking and Railing



Vinyl Siding



Vinyl Carpentry® Trim



Housewrap

buildingresponsibly™

ASK ABOUT OUR OTHER CERTAINTEED PRODUCTS AND SYSTEMS:

EXTERIOR: ROOFING • SIDING • TRIM • DECKING • RAILING • FENCE • FOUNDATIONS

INTERIOR: GYPSUM • CEILINGS • INSULATION • PIPE

CertainTeed Corporation
P.O. Box 860
Valley Forge, PA 19482

Professional: 800-233-8990
Consumer: 800-782-8777
www.certainteed.com

CertainTeed 